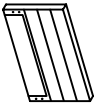











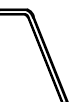


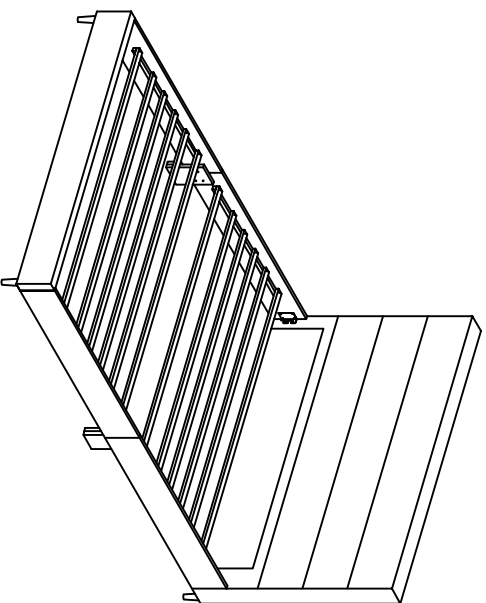


**PART LIST / LISTE DES PIÈCES / LISTA DE PIEZAS**  
 ITEM NO. / ARTICLE NO. / ARTICULO NO. : DS-D393-286 UK  
 DESCRIPTION / LA DESCRIPTION / DESCRIPCIÓN : Single Horizontal Channel Bed - Fog / Lit Simple / Cama Individual

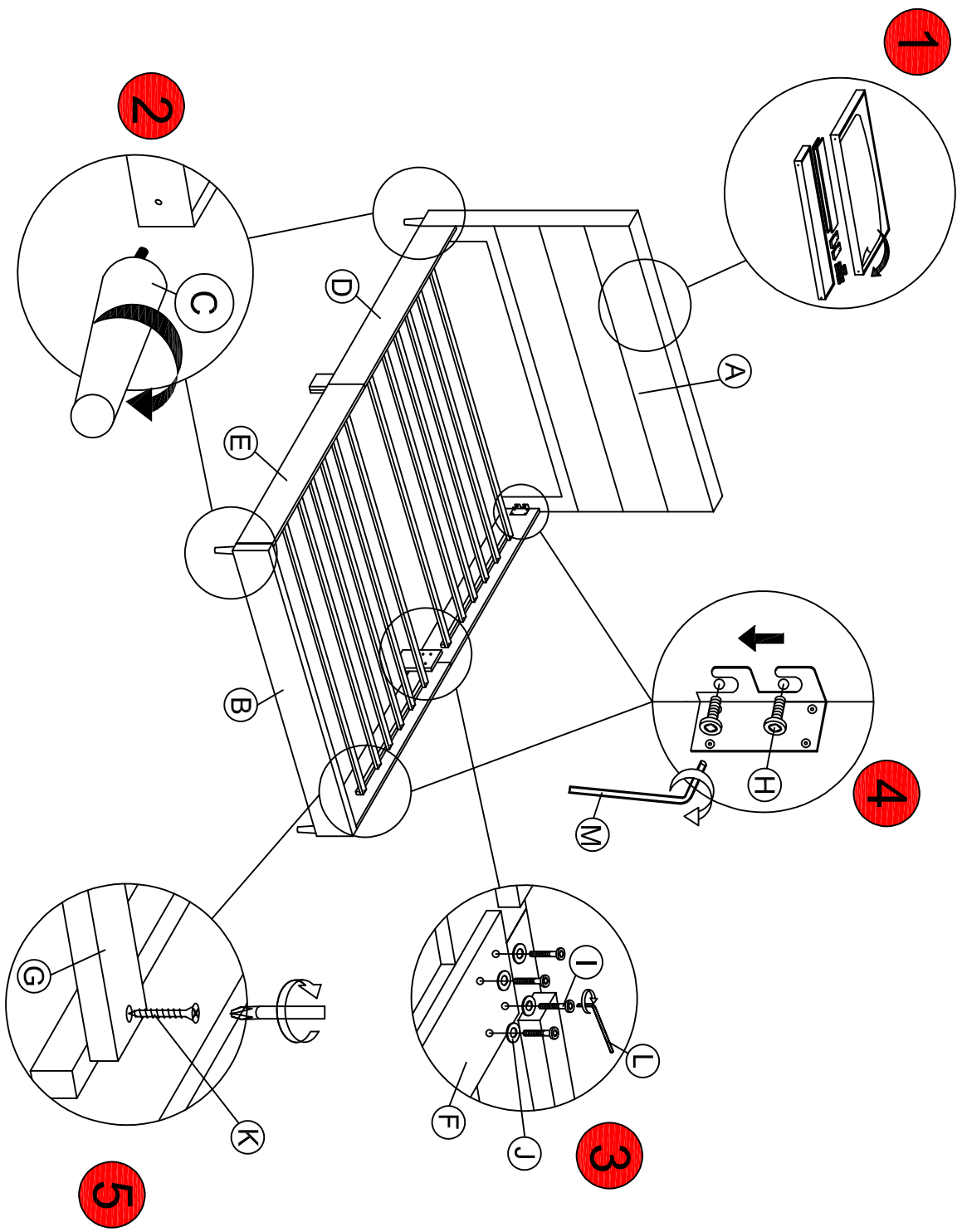
- |   |          |   |   |          |  |   |          |  |   |          |   |   |          |   |
|---|----------|---|---|----------|--|---|----------|--|---|----------|---|---|----------|---|
|  | <b>A</b> | x1 Headboard<br>x1 Tête de lit<br>x1 Panel de la cabecera |  | <b>B</b> | x1 Footboard<br>x1 Pied de lit<br>x1 Pie de cama |  | <b>C</b> | x4 Footboard leg<br>x4 Pattes de pied de lit<br>x4 Patis del pie de cama |  | <b>D</b> | x2 Side rail<br>x2 Côtés de lit<br>x2 Largueros lateral |  | <b>E</b> | x2 Side rail<br>x2 Côtés de lit<br>x2 Largueros lateral |
|---|----------|---|---|----------|--|---|----------|--|---|----------|---|---|----------|---|

- |   |          |  |  |          |                                      |   |          |  |   |          |  |
|---|----------|--|--|----------|--------------------------------------|---|----------|--|---|----------|--|
|  | <b>F</b> | x2 Center support leg<br>x2 Supports centraux<br>x2 Soportes centrales |  | <b>G</b> | x2 Slats<br>x2 Lattes<br>x2 Listones |  | <b>H</b> | x8 Allen bolt M8 X 20mm<br>x8 Vis à tête creuse hexagonale M8 X 20mm<br>x8 Perno Allen M8 X 20mm |  | <b>I</b> | x8 Allen bolt M6 X 30mm<br>x8 Vis à tête creuse hexagonale M6 X 30mm<br>x8 Perno Allen M6 X 30mm |
|---|----------|--|--|----------|--------------------------------------|---|----------|--|---|----------|--|

- |   |          |  |   |          |  |   |          |  |   |          |  |
|---|----------|--|---|----------|--|---|----------|--|---|----------|--|
|  | <b>J</b> | x8 Flat washer M6<br>x8 Rondelle plate M6<br>x8 Arandelas plana M6 |  | <b>K</b> | x24 Screw M4 X 32mm<br>x24 Vis M4 X 32mm<br>x24 Tornillo M4 X 32mm |  | <b>L</b> | x1 Allen Wrench M4 X 65mm<br>x1 Clé hexagonale M4 X 65mm<br>x1 Llave Allen M4 X 65mm |  | <b>M</b> | x1 Allen Wrench M5 X 70mm<br>x1 Clé hexagonale M5 X 70mm<br>x1 Llave Allen M5 X 70mm |
|---|----------|--|---|----------|--|---|----------|--|---|----------|--|



\* Replaceable Part





**REPLACEABLE PART / PARTIE REMPLACABLE / PARTE REEMPLAZABLE**

ITEM NO. / ARTICLE NO. / ARTICULO NO. : DS-D393-286 UK

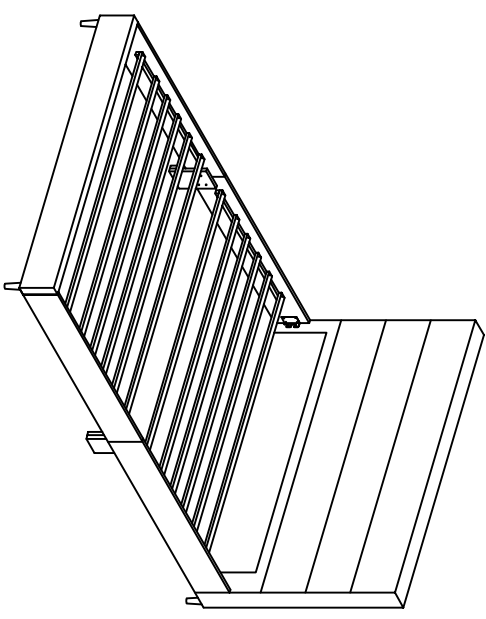
DESCRIPTION / LA DESCRIPTION / DESCRIPCIÓN : Single Horizontal Channel Bed - Fog / Lit Simple / Cama Individual



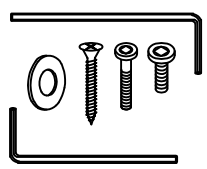
x4 RD393-286UK-FLEG - Footboard leg  
Pattes de pied de lit  
Patas del pie de cama \*



x2 RD393-286UK-CLEG - Center support leg  
Supports centraux  
Soportes centrales \*



x2 RD393-286UK-SLAT - Slat  
Lattes  
Listones \*



x1 RD393-286UK-HWKIT - Hardware kit list  
Liste des pièces de quincaillerie  
Lista del kit de materiales \*

\* Replaceable Part

## **Protect Your Wood or Laminate Flooring**

\*This statement applies to any floor without carpet.

If not careful, all furniture including upholstery and case pieces can scratch, scuff and even gouge floors. The recommendation is to have felt, rubber pads or area rugs under furniture on flooring without carpet.

### **Moving your furniture**

Pushing and dragging furniture over floors without carpet can lead to scratches and scuffs. Have someone help when moving the larger pieces of furniture by lifting, try using a dolly or moving pads.

### **Felt and rubber pads**

Applying furniture pads to the feet of furniture helps cushion contact points. Furniture pads can be found at local hardware stores. Felt pads slide easily across the floor, making them ideal for dining chairs and other pieces that move with use. Rubber pads will help furniture stay in place and are perfect for larger pieces, like sofas and loveseats.

### **Area rugs and rug pads**

Using an area rug under furniture is another way to protect your floor from scratches and scuff marks. A rug pad under the area rug will provide extra cushion and added protection.